

THE NETHERLANDS
(N E D E R L A N D)

COMMUNICATION

Concerning ⁽¹⁾:




- approval granted
- ~~approval extended~~
- ~~approval refused~~
- ~~approval withdrawn~~
- ~~production definitely discontinued~~

of a type of ~~electrical~~/electronic sub-assembly ⁽¹⁾ with regard to Regulation number 10.

Approval number: E4-10R-043382

Extension number: 00

1. Make (trade name of manufacturer) : Victron Energy B.V.
2. Type and general commercial description(s) : Inverter/Charger
Quattro 12/3000/120-50/50 230V
Similar to:
 - Multiplus 12/3000-120-16 230V
 - Multiplus 12/3000-120-50 230V
 - Phoenix Inverter 12/3000 230Vac
3. Means of identification of type, if marked on the ~~vehicle/component~~ separate technical unit ⁽¹⁾ : Typeplate on enclosure
- 3.1. Location of that marking : Front Side Product
4. Category of vehicle : All
5. Name and address of manufacturer : Victron Energy B.V.
De Paal 35
1351 JG Almere Haven
The Netherlands
6. In the case of components and separate technical units, location and method of affixing of the approval mark : Front Side Product

7. Address(es) of assembly plant(s) : 
8. Additional information (where applicable) : see Appendix below
9. Technical service responsible for carrying out the tests : TÜV Rheinland Nederland B.V.
Eiberkamp 10
9351 VT Leek
The Netherlands
10. Date of test report : April 29, 2014 and February 24, 2016
11. Number of test report : 13091801.a04 and 15080303.a01
12. Remarks (if any) : see Appendix
13. Place : Zoetermeer
14. Date : 10-OCT-2016
15. Signature : 

L. Vellekoop
16. The index to the information package lodged with the approval authority, which may be obtained on request, is attached.
17. Reasons for extension : Not applicable

⁽¹⁾ Strike out what does not apply.

APPENDIX

to type-approval communication form number: E4-10R-043382, Extension number: 00

concerning the type-approval of an ~~electrical~~/electronic sub-assembly ⁽¹⁾ under Regulation number 10.

1. Additional information : See annex
- 1.1. Electrical system rated voltage : 12 V DC ~~pos./neg.~~ ground ⁽¹⁾
- 1.2. This ESA can be used on any vehicle type with the following restrictions : None
- 1.2.1. Installation conditions, if any : n.a.
- 1.3. This ESA can be used only on the following vehicle types : All
- 1.3.1. Installation conditions, if any : See Installation manual, attached
- 1.4. The specific test method(s) used and the frequency ranges covered to determine immunity were : ESA Not Safety related. Tests not applicable
- 1.5. Laboratory accredited to ISO 17025 and recognized by the Approval Authority responsible for carrying out the tests : TÜV Rheinland Nederland B.V.
Eiberkamp 10
9351 VT Leek
The Netherlands
2. Remarks : Attached to this Type Approval:
1 Application form
1 Annex 2B form
2 EMC Testreports
1 Manual
Installation Manual
Photos
BOM
Schematic Diagrams
PCB Layouts

⁽¹⁾ Strike out what does not apply.